

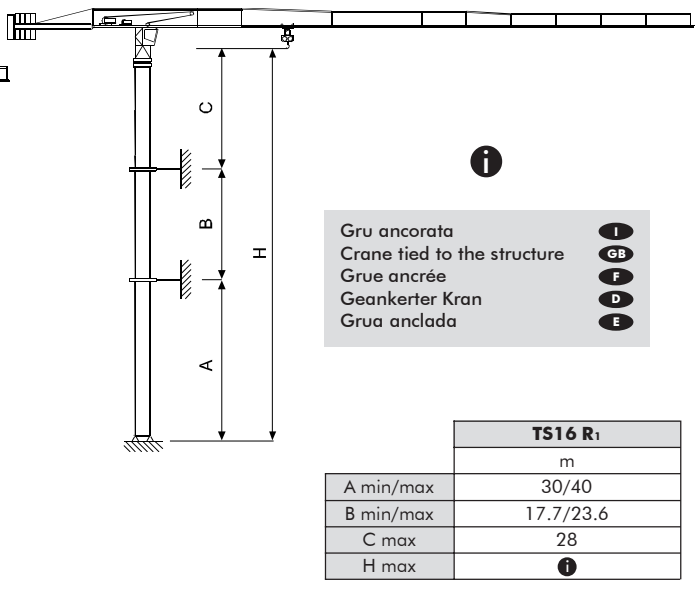
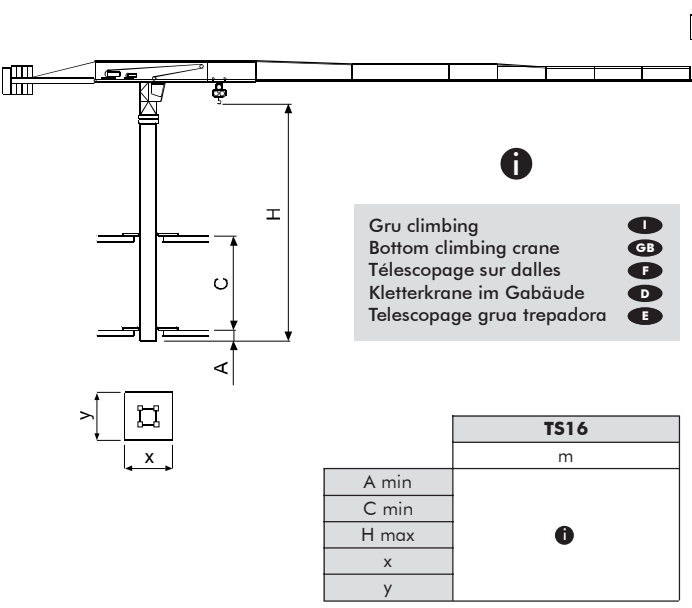


CTT 121-6

Diagramma di portata (I) **Courbes de charges** (F) **Curvas de cargas** (E)
Load Diagram (GB) **Lastkurven** (D)

		CTT 121-6												
		10	15	20	25	30	35	40	45	50	55	57.5		
3 t	- 31.12 m	3	3	3	3	3	2.61	2.22	1.92	1.68	1.48	1.4		
3 t	- 29.73 m	3	3	3	3	2.97	2.45	2.06	1.77	1.53	1.33	1.25		
6 t	- 16.5 m	6	6	4.81	3.7	2.97	2.45	2.06	1.77	1.53	1.33	1.25		
3 t	- 34.51 m	3	3	3	3	3	2.95	2.52	2.18	1.92	1.7			
3 t	- 33.01 m	3	3	3	3	3	2.79	2.36	2.03	1.77	1.55			
6 t	- 18.28 m	6	6	5.41	4.18	3.37	2.79	2.36	2.03	1.77	1.55			
3 t	- 38.55 m	3	3	3	3	3	3	2.87	2.5	2.2				
3 t	- 36.92 m	3	3	3	3	3	3	2.72	2.35	2.05				
6 t	- 20.41 m	6	6	6	4.76	3.85	3.2	2.72	2.35	2.05				
3 t	- 39.86 m	3	3	3	3	3	3	2.99	2.6					
3 t	- 38.19 m	3	3	3	3	3	3	2.84	2.45					
6 t	- 21.1 m	6	6	6	4.94	4	3.33	2.84	2.45					
3 t	- 40 m	3	3	3	3	3	3	3						
6 t	- 22.68 m	6	6	6	5.37	4.36	3.64	3.1						
3 t	- 35 m	3	3	3	3	3	3							
6 t	- 22.75 m	6	6	6	5.39	4.37	3.65							
3 t	- 30 m	3	3	3	3	3								
6 t	- 22.88 m	6	6	6	5.42	4.4								

Altre installazioni (I) **Autres implantations** (F) **Otras implantaciones** (E)
Other configurations (GB) **Aufstellmöglichkeiten** (D)



Consultateci (I) Consult us (GB) Nous consulter (F) Auf Anfrage (D) Consultarnos (E)



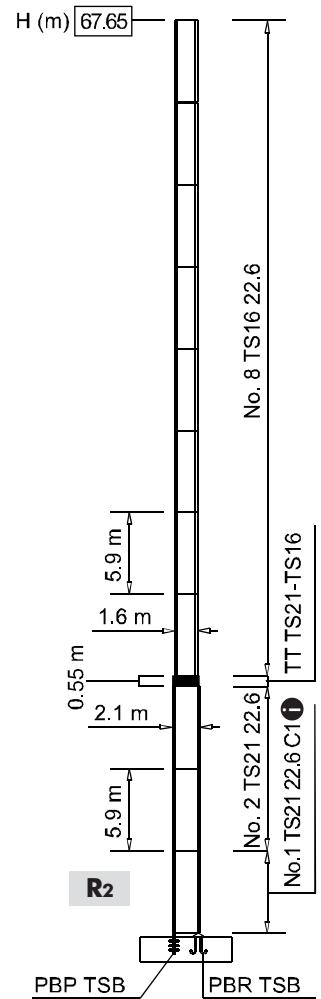
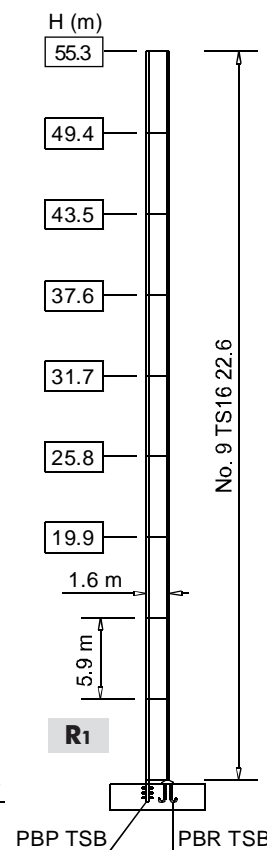
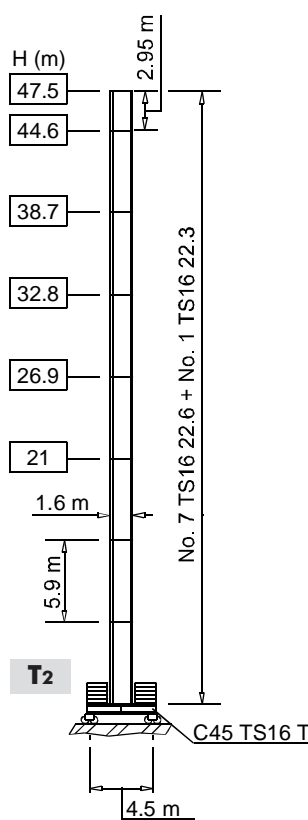
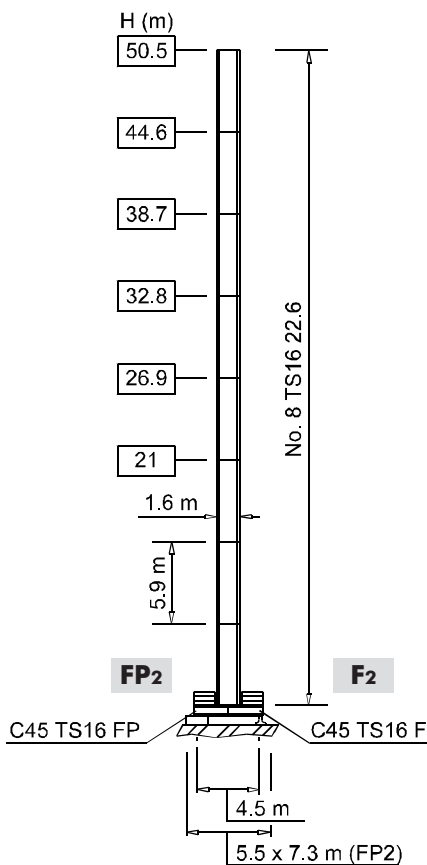
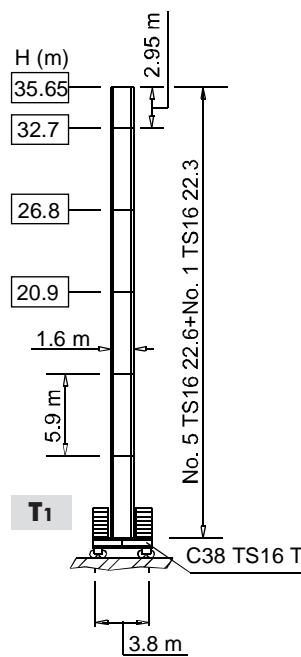
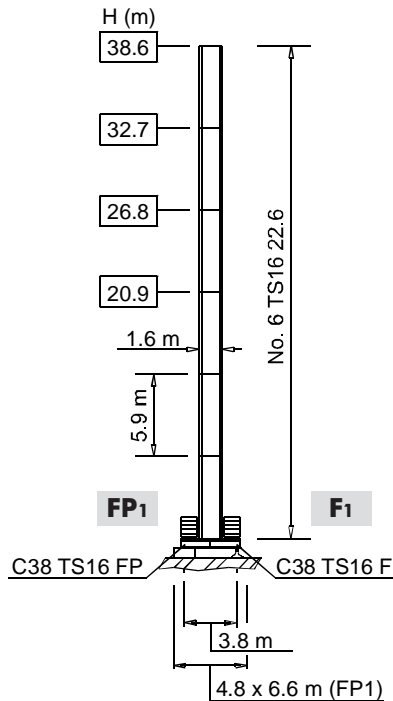
CTT 121-6

Torre **I**
Tower **GB**

Tour **F**
Turm **D**

Mástil **E**

TS16



- I** Le prolunghe TS sono disponibili in lunghezza 11.8 m, 5.9 m, 2.95 m.
- GB** The available lengths for the TS tower sections are 11.8 m, 5.9 m, 2.95 m.
- F** Les éléments de mât TS sont disponibles en longueur 11.8 m, 5.9 m, 2.95 m.
- D** Die Turmschüsse TS sind mit Längen 11.8 m, 5.9 m, 2.95 m verfügbar.
- E** Los tramos de torre TS son disponibles en las medidas de largo 11.8 m, 5.9 m, 2.95 m.

H Altezza massima sotto gancho **I** Max. under hook height **GB** Hauteur maxi. sous crochet **F** Höchste Hackenhöhe **D** Maxima altura bajo gancho **E**



CTT 121-6

Meccanismi
Mechanisms



Mécanismes
Antriebe



Mecanismos



18 APC 30	50 * kVA	400 V - 50 Hz	2000/14/CE
22 AFC 30	56 * kVA	400 V - 50 Hz / 460 V - 60 Hz	

* Gru senza traslazione / Crane without travelling equipment / Grue sans translation / Krane ohne Schienenfahren / Grúa sin traslación

		m/min	t	kW		
18 APC 30		7	3	18	220 m	
		30	3			
		59	1.5			
		3.5	6			
		15	6			
		29.5	3			
22 AFC 30 (VARIANT)		0 ⇒ 2.4	3	22	300 m	
		2.4 ⇒ 9	3			
		9 ⇒ 38	3			
		38 ⇒ 61	1.88			
		61 ⇒ 77	1.43			
			0 ⇒ 1.2			6
	1.2 ⇒ 4.5		6			
	4.5 ⇒ 19		6			
	19 ⇒ 30.5		3.76			
	30.5 ⇒ 38.5		2.86			

	DVF 3 4 (VARIANT)	0 ⇒ 6 ⇒ 32 ⇒ 64 m/min	4 kW
	SSR 2 2 50	0.76 r.p.m.	2 × 50 Nm
	TAD 2RP 2M3	0 - 24 m/min	2 × 3 kW
	TAD 2RG 4M3		4 × 3 kW

	Max. H [m]	
T ₁	29.75	> 29.75
T ₂	38.7	> 38.7

	Sollevamento	I	Hoisting	GB	Levage	F	Heben	D	Elevación	E
	Traslazione carrello		Trolleying		Distribution		Katzfahren		Distribución	
	Rotazione		Slewing		Orientation		Schwenken		Orientación	
	Traslazione		Travelling		Translation		Schienenfahren		Traslación	
	Direttiva sul livello acustico		Directive on noise level		Directive sur le niveau acoustique		Richtlinie für den Schall-Leistungspegel		Directiva sobre el nivel acustico	
	Consultateci		Consult us		Nous consulter		Auf Anfrage		Consultarnos	
	Potenza totale richiesta		Power requirements		Puissance totale nécessaire		Geforderte Stromstärke		Potencia necesaria	
	Alimentazione		Power supply		Alimentation		Stromversorgung		Alimentación	

Gru Comedil s.r.l.

A Terex Company



Divisione Automontanti

Via S. Egidio 42/A, 33074 Fontanafredda (PN) - Italy
Tel. (+39) 0434 567 311 - Telefax (+39) 0434 998631

Internet e-mail: info@comedil.com

Internet home page: www.comedil.com

Via Alessandrina, 25 - 20095 Cusano Milanino (MI) - Italy
Tel. (+39) 02 613 16011 - Telefax (+39) 02 613 16034

Internet e-mail: info.CBR@comedil.com